

# ALTEA MINI



**Materiale**  
Material

**Corpo in alluminio anticorrosivo anodizzato**  
Anticorrosive anodized aluminium body

**Ghiera in alluminio anodizzato o in acciaio inox AISI 316L**  
Anodized aluminium or AISI 316L stainless steel trim

**Vetro temperato trasparente e lente in PMMA**  
Transparent tempered glass and PMMA lens

**Pot. Assorbita**  
Abs. Power

1 x 1W

**Collegamento**  
Connection

**C.C. - Serie** | Series  
**24Vdc - Parallelo** | Parallel

**Cablaggio**  
Wiring

**Fornito con 50 cm di cavo e WP System**  
Provided with 50 cm cable and WP System

**Installazione**  
Installation

**A incasso su cartongesso o legno tramite molla (non inclusa)**  
Recessed on plasterboard or wood with spring (not included)

**A incasso a terra con cassaforma (non inclusa)**  
Recessed on ground with housing box (not included)

**Drenaggio 30 cm di ghiaia**  
30 cm gravel drainage

**Calpestabile**  
Walk-over

**Alimentatore**  
Power supply

**1W - 350mA (Non incluso | Not included)**  
**1W - 24Vdc (Non incluso | Not included)**

**Finitura**  
Finishing

- .01 Alluminio anodizzato** | Anodized aluminium
- .06 Acciaio** | Steel
- .10 Acciaio Spazzolato** | Brushed Steel

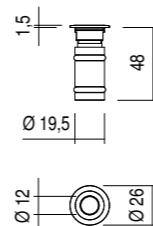
**Disponibile su richiesta**  
Also available

- 2700 K**
- 5000 K**
- Rosso** | Red
- Verde** | Green
- Blu** | Blue

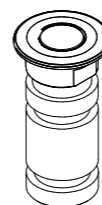
**Dimmerabile** | Dimmable

**Lunghezza cavo su misura senza WP System p.511**  
Customized cable length without WP System p.511

Altea Mini Prodotto | Product



## ALTEA MINI



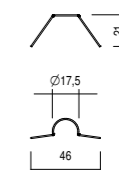
**IP67** **Finishing .01** kg 0,05 **Finishing .06 .10** kg 0,06 21 mm

	SUPPLY	W	LM	OPTICS	LED COLOR	CODE	+	FINISHING
	C.C.	1	130	28°	3000 K	ALT11132	.	.01 .06 .10
	C.C.	1	140	28°	4000 K	ALT11142	.	.01 .06 .10
	C.C.	1	130	42°	3000 K	ALT11133	.	.01 .06 .10
	C.C.	1	140	42°	4000 K	ALT11143	.	.01 .06 .10
	24Vdc	1	130	28°	3000 K	ALT11232	.	.01 .06 .10
	24Vdc	1	140	28°	4000 K	ALT11242	.	.01 .06 .10
	24Vdc	1	130	42°	3000 K	ALT11233	.	.01 .06 .10
	24Vdc	1	140	42°	4000 K	ALT11243	.	.01 .06 .10

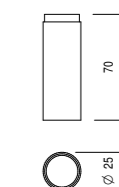
**ACCESSORI NECESSARI ALL'INSTALLAZIONE**

NECESSARY ACCESSORIES FOR THE INSTALLATION

**Molla** | spring **Code:** ML021



**Cassaforma** | Housing box **Code:** CAE21



**ALIMENTATORI OBBLIGATORI | POWER SUPPLIES REQUIRED :**

350mA (1W) IP65 - IP67			24Vdc (1W) IP67		
DE35004	[4W]	(1/4 Fixtures)	AE24018	[18W]	(1/14 Fixtures)
DE35008	[8W]	(1/8 Fixtures)	AE24035	[35W]	(1/28 Fixtures)
DE35014	[14W]	(1/13 Fixtures)	AE24060	[60W]	(1/48 Fixtures)

Composizione	-D1	-D2	-D3	-D4	Sistema di controllo
Composition					Control System
ALT11132.01-Dx Dimmable power supply	Push	-	DALI	1-10V	Alimentatori dimmerabili p.516 Dimmable power supplies
ALT11132.01-Dx Dimmable CC controller + Option 1: 24Vdc power supply Option 2: 48Vdc power supply	Push	DMX	DALI	1-10V	Centraline CC dimmerabili p.518 Dimmable CC Controllers
ALT11232.01-Dx Dimmable 24Vdc controller + 24Vdc power supply	Push	DMX	DALI	1-10V	Centraline 24Vdc dimmerabili p.519 Dimmable 24Vdc Controllers