

T_45 | T_150 | T_300

Luce dinamica nell'architettura.

Altamente flessibile può essere utilizzato come wallwasher per percorsi, muri e soffitti o semplicemente come luce diretta/indiretta.

Dynamic light in architecture.

Highly flexible it can be used as a wallwasher for paths, walls and ceilings or just as direct / indirect light.





T_150





Apparecchio da incasso per interni realizzato in lamiera di acciaio verniciato bianco. Cablaggio con lampada LED. Emissione di luce indiretta asimmetrica.

Indoor recessed unit made from white painted steel sheets. Wired with LED. Emission of indirect asymmetric light.

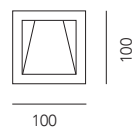
T_45 | T150 | T300

finiture: bianco.
finishing: white.

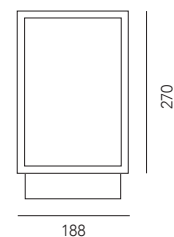
Installabile nel cartongesso oppure mediante plaster kit in pareti e soffitti di laterizio o cemento. Utilizzabile come segnapasso o come luce d'ambiente, grazie alla sua versatilità è particolarmente adatto all'illuminazione di ambienti privati e pubblici.

Can be installed on plasterboard or on masonry or concrete walls and ceilings with the plaster kit. Can be used as courtesy light or as room light. Due to its versatility, it is particularly suitable for the lighting of private and public places.

T_45



T_150



T_300



T_45

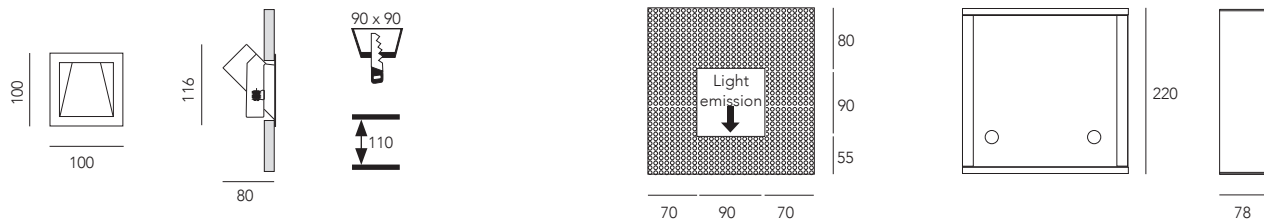


T_150



T_300





Cassa a Perdere per laterizio e calcestruzzo - Bricks or concrete Housing

T_45 LED



4 bianco
white

Apparecchio LED, gradi di emissione 25° ad incasso con cornice.
Non orientabile. Kit con incluso il driver 1.122598.
LED, emission degress 25° recessed lighting fixture.
Not orientable. Kit including driver 1.122598.

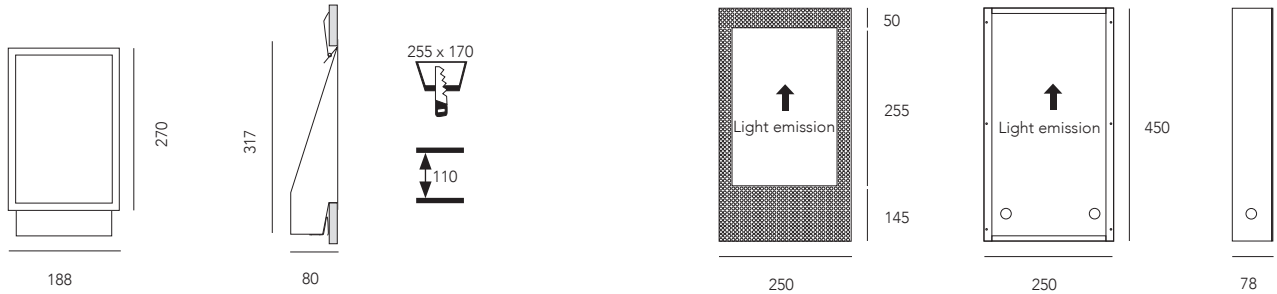
20.0102.0.-- 4
1,2W, 130lm, 3000°K, class A++

cassa a perdere / housing

20.0003.4 plaster kit + housing

T_150

CONFIGURA ONLINE
macrolux.store



Cassa a Perdere per laterizio e calcestruzzo - Bricks or concrete Housing

T_150 LED



4 bianco
white

Apparecchio LED ad incasso con cornice dimmerabile taglio di fase IGBT (C) o TRIAC (L). Non orientabile.

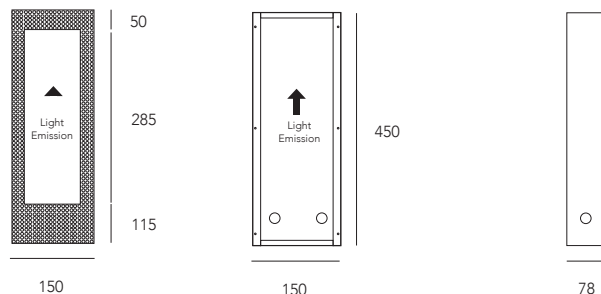
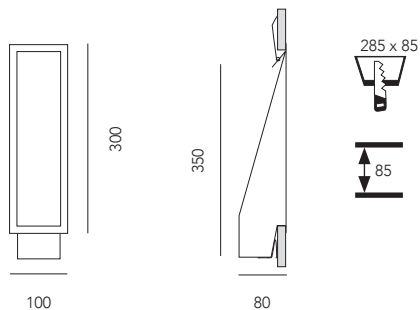
Recessed LED lighting fixture IGBT (C) o TRIAC (L) dimmable. Not orientable.

20.0014.-- 4
13W, 230V, 1190lm, 3000°K, class A+

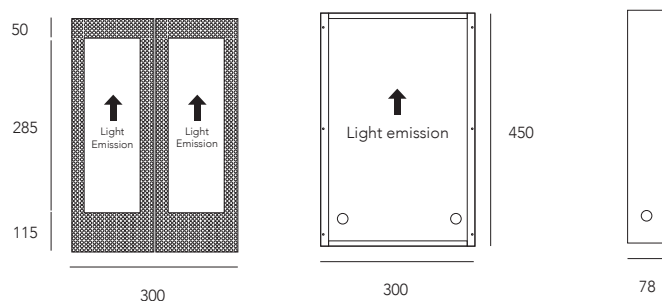
20.0014.4000.-- for 4000°K

casse a perdere / housing

20.0012.13 plaster kit + housing



Cassa a Perdere per laterizio e calcestruzzo - Bricks or concrete Housing



Cassa a Perdere doppia per laterizio e calcestruzzo - Double bricks or concrete Housing

T_300 LED



Apparecchio LED, gradi di emissione 25° ad incasso con cornice.
Non orientabile. Kit con incluso il driver 1.122598.
LED, emission degress 25° recessed lighting fixture.
Not orientable. Kit including driver 1.122598.

4 bianco
white

20.0120.0-- 4
1,2W, 350mA, 130lm, 3000°K, class A++

casse a perdere singola / housing 1

20.0022.23 cassa a perdere singola
single housing

casse a perdere doppia / housing 2

20.0022.24 cassa a perdere doppia
double housing