






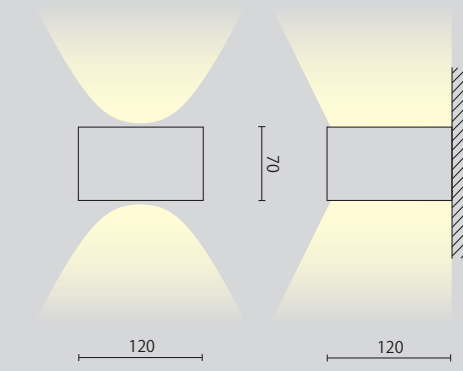




-  90°
-  TC 3000K
-  IP 44
-  CRI >80
-  EEI A+
-  RG 0
-  08 Bianco satinato

CODICE	W	Lm
A9.652.30	9	360



Armonia tra design e luce, Lynn è un apparecchio da parete biemissione realizzato in alluminio verniciato a polvere epossipoliestere stabilizzata ai raggi UV. Fornito di lenti concentriche, viene equipaggiato con sorgenti LED ad alta efficienza e driver. Il grado di protezione contro la penetrazione di polvere, corpi solidi e liquidi è IP44.

Balance between design and light, Lynn is a double emission wall lamp made from epoxy polyester powder coated aluminium stabilized with UV rays. It is equipped with concentric lenses, Chip On Board technology high efficiency LED light sources and driver. Its degree of protection against the penetration of dust, solid objects and liquids is IP44.

LYNN

PARETE / WALL

