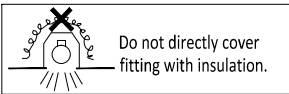


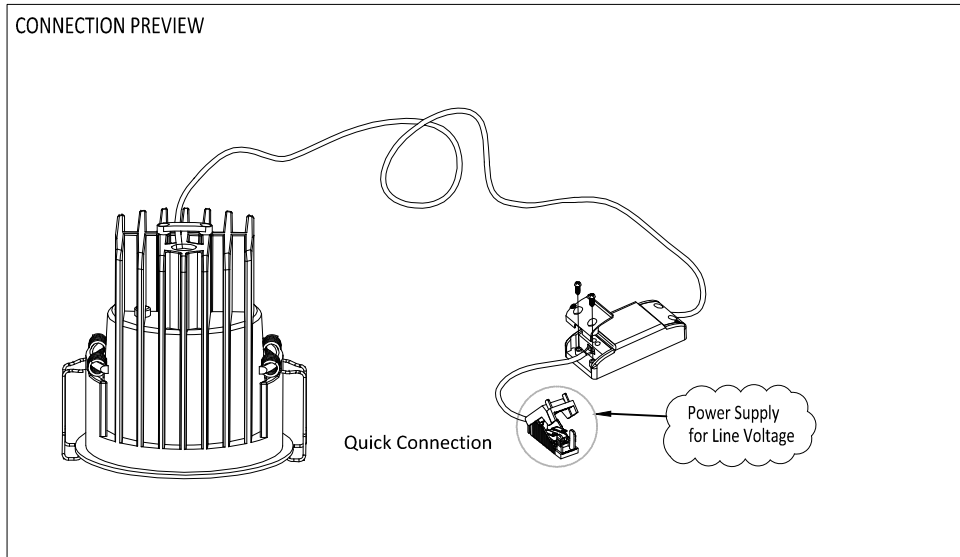
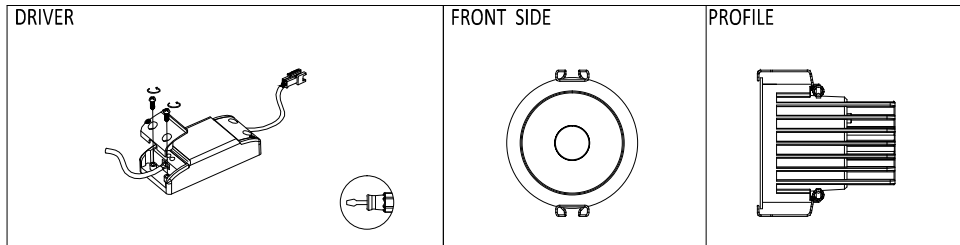
INSTALLATION MANUAL - DEA AMATA M

PREPARATION:

- The mains isolator on the consumer unit/fuse board must be in "OFF" position before commencing any electrical work.
- The luminaires should be mounted on a flat, smooth surface.
- With all painted / plated products some shade and finishing variation may occur, please make sure luminaires are checked before installation.
- The manufacturer reserves the right to improve the product specification without prior notice.



Installation must be done by a qualified electrician.



CONE

REF.	∅ (mm)	C (mm)	H (mm)	S (mm)
Dea Amata M	78	60	95	Driver

35 mm Max.

