



Adhara
Alnair
Capella
Meissa
Nunki
Rigel

New Lighting Solutions

A red pendant lamp with a yellow interior and a blue pendant lamp are shown against a dark background. The red lamp is in the foreground, and the blue lamp is partially visible on the right side.

Indoor

With a wide range of designs, measurements, colours, finishes and installation systems, we leave our latest collection of technical-decorative luminaires in the hands of your creativity.

Multiple combinations are possible for creating unique spaces with efficient and precise lighting.

Quality by default, lighting to be enjoyed.

ROVASI
Positive Lighting



LED COB

min 11W <=> max 22W
min 1620lm <=> max 4295lm
CRI 80 | CRI 90
2700K | 3000K | 4000K

LED RETROFIT (lamp not included)

max 15W
Lampholder E27

ELECTRONIC EQUIPMENT

On/Off
DALI-2
Driver not required

BEAM ANGLE

>70°
Depending on the lamp

PROTECTION

IP20

INSTALLATION OPTIONS

Surface-mounted
Pendant with a recessed base
Pendant with ceiling rose
Pendant with three-phase track adapter





Adhara

Featuring a large diameter, the main characteristic of this luminaire is the flattened dome design.

Its functionality combines perfectly with elegant finishes for incredible style and a cosy atmosphere.

LED COB

min 11W <> max 22W
min 1620lm <> max 4295lm
CRI 80 | CRI 90
2700K | 3000K | 4000K

LED RETROFIT (lamp not included)

max 15W
Lampholder E27

ELECTRONIC EQUIPMENT

On/Off
DALI-2
Driver not required

BEAM ANGLE

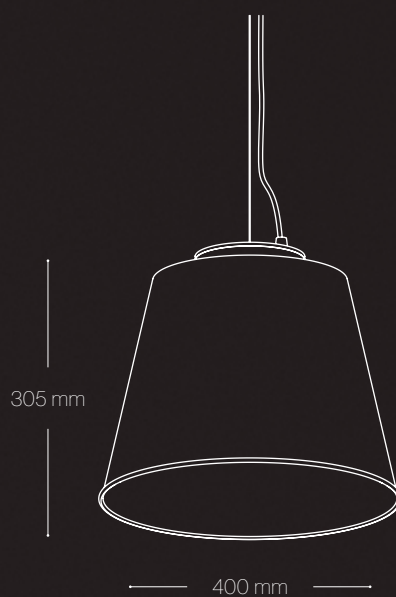
40° - 70°
Depending on the lamp

PROTECTION

IP20

INSTALLATION OPTIONS

Surface-mounted
Pendant with a recessed base
Pendant with ceiling rose
Pendant with three-phase track adapter





Alnair

A versatile design that transforms any space by offering focused lighting and personality in contemporary spaces.

LED COB

min 11W <=> max 22W
min 1620lm <=> max 4295lm
CRI 80 | CRI 90
2700K | 3000K | 4000K

LED RETROFIT (lamp not included)

max 15W
Lampholder E27

ELECTRONIC EQUIPMENT

On/Off
DALI-2
Driver not required

BEAM ANGLE

>70°
Depending on the lamp

PROTECTION

IP20

INSTALLATION OPTIONS

Surface-mounted
Pendant with a recessed base
Pendant with ceiling rose
Pendant with three-phase track adapter





Capella

Intended for lighting large spaces, Capella lets you create a comfortable atmosphere with diffuse and uniform lighting.

Transform the luminaire with a vibrant and eye-catching colour or with a warm and subtle finish.

LED COB

min 4.5W <> max 17W
min 700lm <> max 3020lm
CRI 80 | CRI 90
2700K | 3000K | 4000K

LED RETROFIT (lamp not included)

max 15W
Lampholder E27

ELECTRONIC EQUIPMENT

On/Off
DALI-2
Driver not required

BEAM ANGLE

>70°
Depending on the lamp

PROTECTION

IP20

INSTALLATION OPTIONS

Surface-mounted
Pendant with a recessed base
Pendant with ceiling rose
Pendant with three-phase track adapter





Meissa

Functionality and elegance come in equal measure with this luminaire.

Its hemispherical design adds a sophisticated, yet also practical touch, to the lighting of your space.

LED COB

min 4.5W <> max 17W
min 700lm <> max 3020lm
CRI 80 | CRI 90
2700K | 3000K | 4000K

LED RETROFIT (lamp not included)

max 15W
Lampholder E27

ELECTRONIC EQUIPMENT

On/Off
DALI-2
Driver not required

BEAM ANGLE

>70°
Depending on the lamp

PROTECTION

IP20

INSTALLATION OPTIONS

Surface-mounted
Pendant with a recessed base
Pendant with ceiling rose
Pendant with three-phase track adapter





Nunki

Nunki is a piece that will enhance your ambience.

Its design makes it an accessory that fits perfectly in any space.

LED COB

min 4.5W <> max 17W
min 700lm <> max 3020lm
CRI 80 | CRI 90
2700K | 3000K | 4000K

LED RETROFIT (lamp not included)

max 15W
Lampholder E27

ELECTRONIC EQUIPMENT

On/Off
DALI-2
Driver not required

BEAM ANGLE

>70°
Depending on the lamp

PROTECTION

IP20

INSTALLATION OPTIONS

Surface-mounted
Pendant with a recessed base
Pendant with ceiling rose
Pendant with three-phase track adapter





Rigel

Elegant and functional design
that combines with some
impressive colours.

Illuminate and enrich any space
by adding style and pleasant
lighting.

Finishes for indoor luminaires

Whether to blend the luminaire into the space, or to make the luminaire stand out, we have selected a standard palette of 12 RAL colours.

Two options are available for the finish:

- one single RAL colour for the whole luminaire.
- two-colour finish: one finish for the inside of the lampshade and an RAL colour for the rest of the luminaire.

If you want another colour from the RAL range, just pick one and let us know. As genuine manufacturers, we can fully customise the finish on your luminaire.





Which combination you choose of the various luminaire designs and available colours is limited only by your creativity.

LAMPSHADE EXTERIOR RAL COLOUR

- ☐ RAL9010
- ☐ RAL9005
- ☐ RAL1023
- ☐ RAL1037
- ☐ RAL2012
- ☐ RAL3000
- ☐ RAL5024
- ☐ RAL5003
- ☐ RAL6018
- ☐ RAL6000
- ☐ RAL8001
- ☐ RAL8016

LAMPSHADE INTERIOR FINISH

Same RAL colour as the exterior of the lampshade

- ☐ RAL9010
- ☐ RAL9005
- ☐ Golden
- ☐ Silvered
- ☐ Cooper

Luminaires for indoor spaces

- Luminaires with symmetrical light distribution.
- Aluminium body and reflector.
- Painted with liquid paint, textured finish.
- On luminaires with LED COB, silicon optics for controlling and aiming the light.
- Removable lampshade that can be easily replaced with another design or finish.



Recommended applications: offices, restaurants, private homes, shops and large retail stores. Any space where the point of light needs to be brought closer to the work surface, whether to create a warm and cosy atmosphere, or to illuminate large spaces with diffuse uniform lighting.

Because every space is unique and has its own specific characteristics, including the installation needs, we offer several options so you can choose the one that best suits the requirements of your project.

Surface-mounted

Driver inside the luminaire



Pendant with three-phase track adapter

Driver in the rail adapter
Supplied with 1 meter steel cord



Pendant with ceiling rose

Driver in the ceiling rose
Supplied with 1 meter steel cord



Pendant with recessed base

Remote driver in above a hung ceiling
Supplied with 1 meter steel cord



Outdoor

Based on the extensive know-how of the technical team at ROVASI for the design of outdoor luminaires, we have developed a new technical-decorative version intended for lighting open spaces.

Backed by more than 20 years of experience in the outdoor lighting sector, our range continues to stand out for its strong durability, capacity to withstand adverse weather conditions and lighting efficiency.

Bringing new style to nocturnal environments is now an option.





LED COB

min 11W <> max 22W

min 1980lm <> max 4295lm

CRI 80

2700K | 3000K | 4000K

ELECTRONIC EQUIPMENT

On/Off

DALI-2

BEAM ANGLE

>70°

PROTECTION

IP65

IK10

INSTALLATION OPTIONS

Surface-mounted

Pendant with metal rod

Pendant with stainless-steel cord

Pendant in catenary system



Adhara Outdoor

With its large diameter lampshade, Adhara offers uniform and diffuse lighting.

Its domed design embraces the space with soft and gentle light.

LED COB

min 11W <> max 22W

min 1980lm <> max 4235lm

CRI 80

2700K | 3000K | 4000K

ELECTRONIC EQUIPMENT

On/Off

DALI-2

BEAM ANGLE

40° - 70°

PROTECTION

IP65

IK10

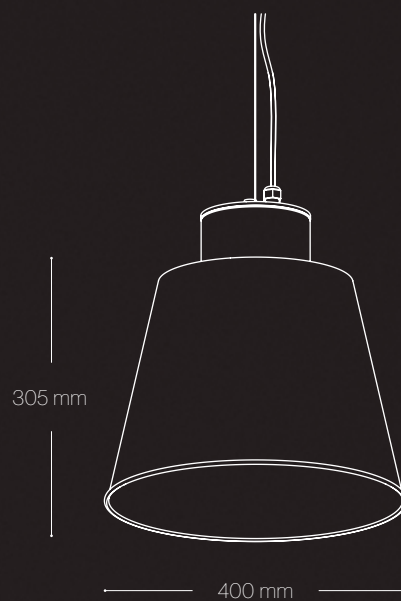
INSTALLATION OPTIONS

Surface-mounted

Pendant with metal rod

Pendant with stainless-steel cord

Pendant in catenary system



Alnair Outdoor

Alnair is synonymous with impeccable presence and strength.

This luminaire is ideal for lighting large spaces and helps to create unique experiences in outdoor areas.

LED COB

min 11W <> max 22W

min 980lm <> max 4235lm

CRI 80

2700K | 3000K | 4000K

ELECTRONIC EQUIPMENT

On/Off

DALI-2

BEAM ANGLE

>70°

PROTECTION

IP65

IK10

INSTALLATION OPTIONS

Surface-mounted

Pendant with metal rod

Pendant with stainless-steel cord

Pendant in catenary system





Capella Outdoor

A luminaire with industrial style, and a trapezoidal design, that elegantly combines straight and curved lines.

The diffuse lighting it offers is perfect for large spaces.

LED COB

min 4.5W <> max 17W

min 850lm <> max 3020lm

CRI 80

2700K | 3000K | 4000K

ELECTRONIC EQUIPMENT

On/Off

DALI-2

BEAM ANGLE

>70°

PROTECTION

IP65

IK10

INSTALLATION OPTIONS

Surface-mounted

Pendant with metal rod

Pendant with stainless-steel cord

Pendant in catenary system





Meissa Outdoor

With its minimalist design, this luminaire has been carefully designed to offer harmonious lighting.

Its aesthetic proportions adapt to the space and offer balanced illumination.

LED COB

min 4.5W <> max 17W

min 850lm <> max 3020lm

CRI 80

2700K | 3000K | 4000K

ELECTRONIC EQUIPMENT

On/Off

DALI-2

BEAM ANGLE

>70°

PROTECTION

IP65

IK10

INSTALLATION OPTIONS

Surface-mounted

Pendant with metal rod

Pendant with stainless-steel cord

Pendant in catenary system





Nunki Outdoor

This luminaire brings character and enriches any space with functional and efficient lighting.

Its stepped design and meticulous finishes ensure unique style in any space.

LED COB

min 4.5W <> max 17W

min 850lm <> max 3020lm

CRI 80

2700K | 3000K | 4000K

ELECTRONIC EQUIPMENT

On/Off

DALI-2

BEAM ANGLE

>70°

PROTECTION

IP65

IK10

INSTALLATION OPTIONS

Surface-mounted

Pendant with metal rod

Pendant with stainless-steel cord

Pendant in catenary system





Rigel Outdoor

Check out the exclusive light gradient effect on the inside of the lampshade that culminates in the centre.

A design that brings unique style to contemporary spaces.

Finishes for outdoor luminaires

At ROVASI, we are fully aware that the finish used on the body of a luminaire is crucial to guaranteeing durability.

The layer of paint acts as a protective barrier against corrosion, oxidation and chemical agents, preserving the integrity of your luminaire and its service life.

A quality finish improves the overall look and brings style and character to blend the luminaire into your space. The standard finish for outdoor luminaires is the C4 - textured paint. For highly corrosive environments, we can offer an optional C5-M treatment.





LUMINAIRE RAL

- RAL9010
- RAL9005
- RAL7016
- RAL9006
- Corten

Which combination you choose of the various luminaire designs and available colours is limited only by your creativity.

Luminaires for outdoor spaces

- Luminaires with symmetrical light distribution.
- Protection rating against dust and moisture: complete IP65.
- COB protected against harmful mechanical impacts. IK10 silicone optics.
- Silicone optics to control and direct the light.
- Body and lampshade made of aluminium coated with polyester powder along with C4 treatment for corrosion resistance to guarantee further durability. Textured paint finish.
- C5-M special coating for highly corrosive environments is available under request.
- Anticondensation device.
- Temperature resistant rubber gaskets.
- A4 stainless steel locking screw.
- Removable lampshade that can be easily replaced with another design or finish.



Suggested applications: porches, terraces and large spaces as commercial or leisure centres.
A very good solution for high ceilings because it enables the lighting point to be brought close to the activity plane.

Because every space is unique and has its own specific characteristics, including the installation needs, we offer several options so you can choose the one that best suits the requirements of your project.

Surface-mounted



Pendant in catenary systems



Pendant with steel wire


Supplied with 1 meter stainless-steel cord



Pendant with metal rod

Supplied with 1 meter metal rod





About ROVASI

At ROVASI, we know the value of lighting.

We have been designing, developing and manufacturing indoor and outdoor luminaires for over 30 years. From our factory in Centelles | Barcelona, we participate in lighting projects over the World. Our products can be found in more than 90 countries on all five continents.

The high quality of our luminaires, their elegant and functional design, a wide range of solutions, our excellent customer care, and a friendly personalised service are the characteristics that distinguish us.

Our company has always prioritised the premium quality and functionality of our products.

The quality of lighting is an extremely important factor in any space. Quality lighting can only be created from quality luminaries.

Our luminaires are the result of meticulous design and the very best materials and components.

Great care is taken during every stage of the process; from initial idea through to the design, development and manufacture of each and every one of our lighting solutions.

All our products are manufactured in Centelles under strict quality control processes guaranteed by ISO 9001:2015 standards for more than 25 years.



Our luminaires and our process are designed to have a low environmental impact.

We guarantee the durability of the luminaires through neutral and timeless designs.

We conduct a rigorous selection of all components to achieve comprehensive quality.

We always seek maximum efficiency through the light sources and drivers we use and diligently design our optics and reflectors.

The main and prioritized materials used when manufacturing the luminaires are recyclable and we also prioritise the use of recycled materials.

Both the light source and the driver are easily replaceable, and the luminaire can be repaired.

At the end of their useful life, our products can be easily disassembled and separated into their component parts for correct recycling of the materials.

We are committed to local production with a network of local suppliers.

To prevent stockpiles of obsolete product, we only work to order.

We actively manage and strive to reduce greenhouse gas (GHG) emissions.



You have an idea, we have the tools.

Flexibility is what enables us to meet the needs of our customers.

Our installations are fully equipped with the necessary resources and the best specialised professionals to take on any custom order.

We can make minor modifications to products that already exist or we can create entirely new ones based on your technical needs and design criteria.



rovasi.com, the tool for excellence

Our range includes over 41,000 luminaires for both indoors and outdoors that can be customised with a range of colour finishes and electronic equipment.

On our website, you can easily and quickly find the best solution for your lighting project. The technical details and necessary documentation and work files are all available so you can easily undertake your lighting study and obtain outstanding results.



We work in synergy with the professionals in the sector.



**Barcelona
centre
de Disseny**

APDE



Reproduction of this catalogue in part or full is expressly forbidden without written permission in advance from ROVASI. The information contained in this catalogue is given as a general guide only. Certain products in this catalogue may be modified, substituted or deleted without notice or any obligation liability on the part of ROVASI. We reserve the right to make alterations in the shape, colour, construction and design of our products, without prior notice. Our policy is the constant improvement of the product. Therefore, we follow the interesting changes that the LED technology supposes. Current details should therefore be checked with ROVASI. Updated data will be supplied on request. Unless otherwise specified, LED components are part of the fitting. Lighting fixtures and electrical equipment are supplied to be used at 230V-240V / 50Hz-60Hz. General terms and conditions of sale are shown on our separate price list.

All ROVASI product documentation can be found at www.rovasi.com

ROVASI is a registered trademark.

Centelles | Barcelona , September 2024



EUROPEAN UNION

European Regional Development Fund

A way to make europe.

ROVASI

Positive Lighting

Ronda de la Font-Grossa, 15
Pol. Ind. La Gavarra
08540 Centelles I Barcelona

T. +34 93 881 35 12
F. +34 93 881 35 13

info@rovasi.com
rovasi.com

 facebook.com/rovasi.sl

 twitter.com/rovasi_sl

 linkedin.com/company/rovasi

 instagram.com/rovasi_sl